

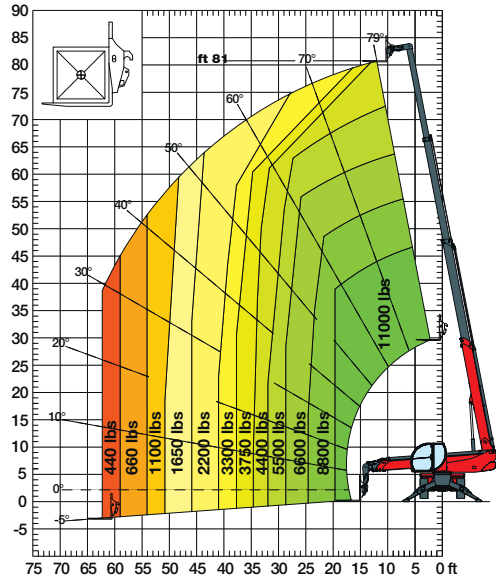
# 5.25 SMART



Maximum lifting height: 81 ft  
Maximum reach: 62.33 ft  
Electronically controlled hydrostatic transmission  
Automatic leveling device  
Pivoting stabilizers

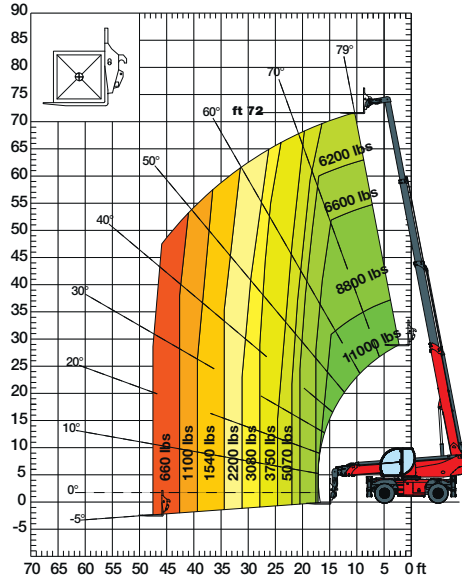
**ON STABILIZERS**

**360° LOAD CHART ON FULLY EXTENDED STABILIZERS**



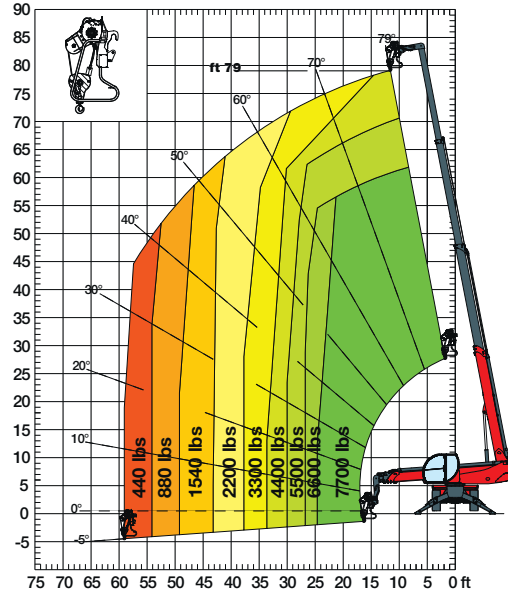
**ON TIRES**

**FRONT LOAD CHART ON TIRES**



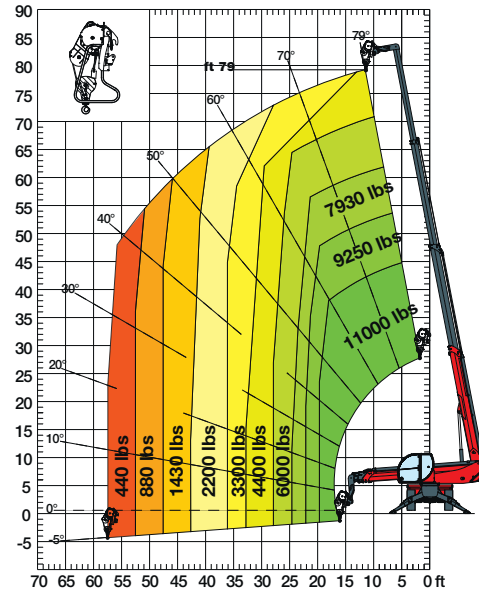
**W 3,5**

**WINCH 7,700 lbs**



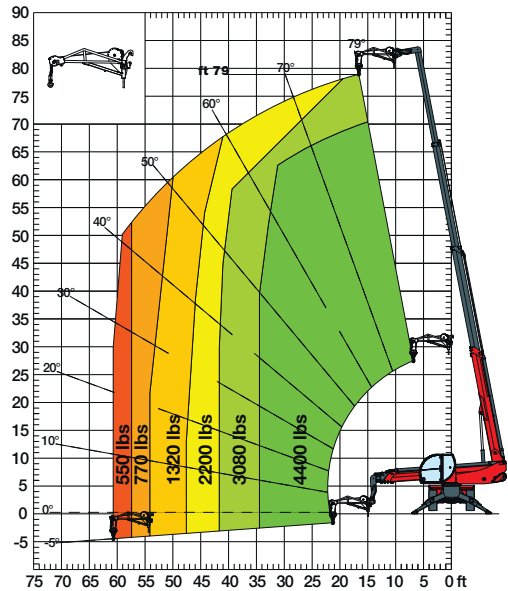
**W 5**

**WINCH 11,000 lbs**



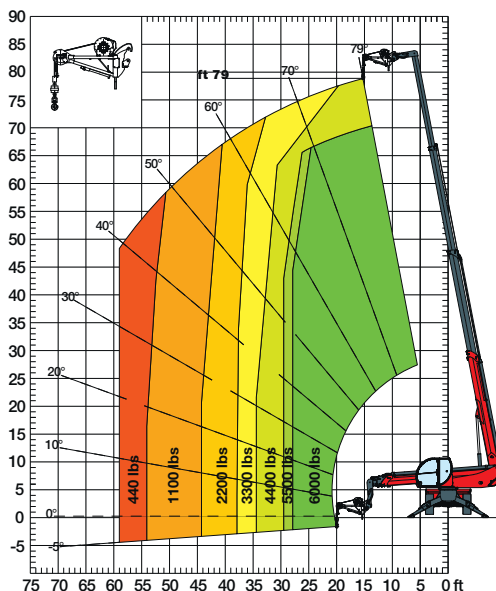
**JW 2000**

**JIB WINCH 4,400 lbs**



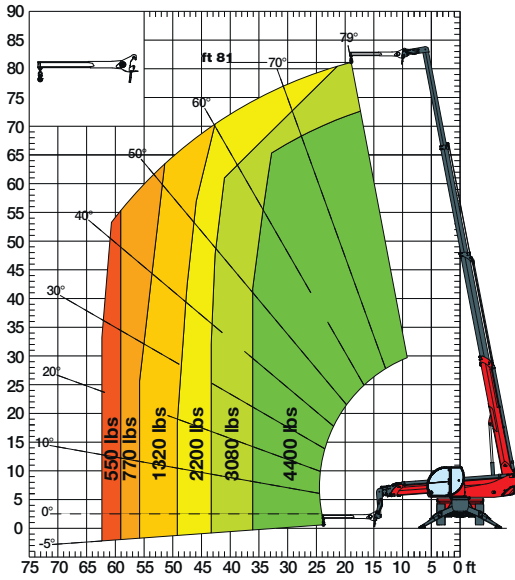
**JW 2700**

**JIB WINCH 6,000 lbs**



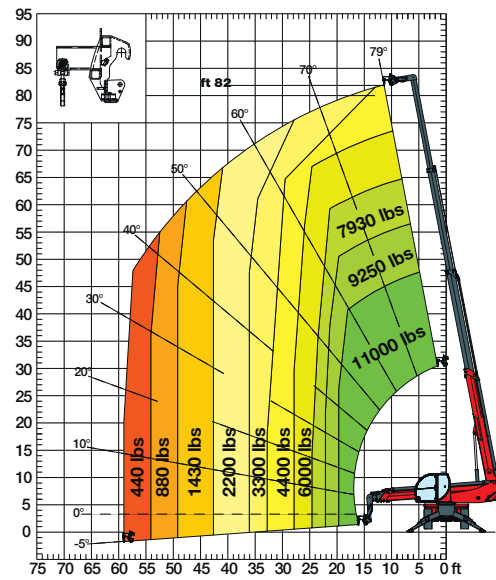
J 2000

JIB **4,400 lbs**



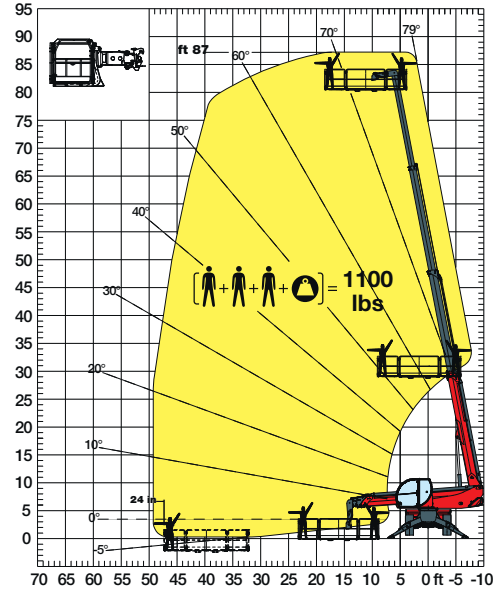
H 5

HOOK **11,000 lbs**



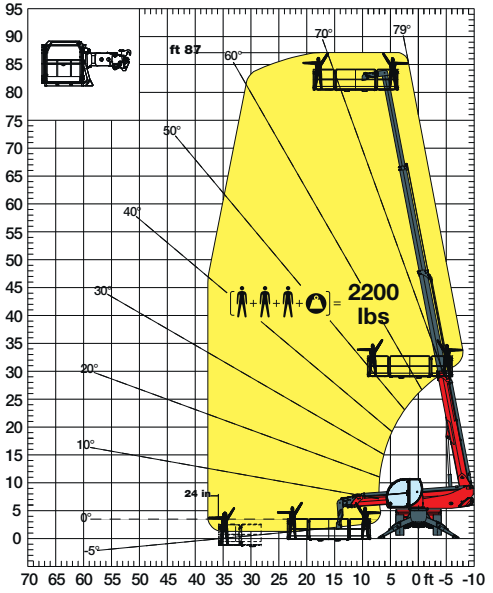
REP 2-4,5

ROTATING EXTENDABLE BASKET **1,100 lbs**



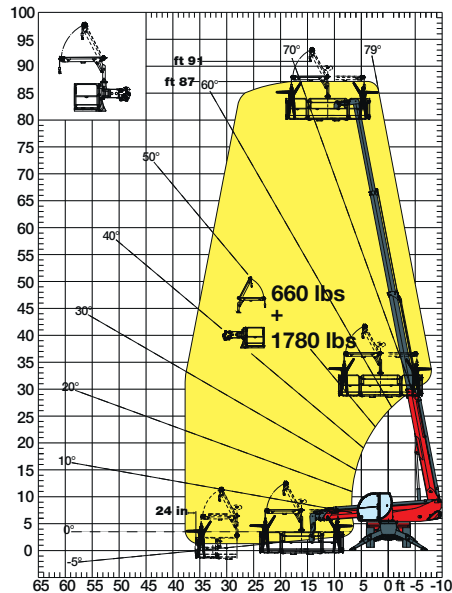
REP 10.2-4,7

ROTATING EXTENDABLE BASKET **2,200 lbs**



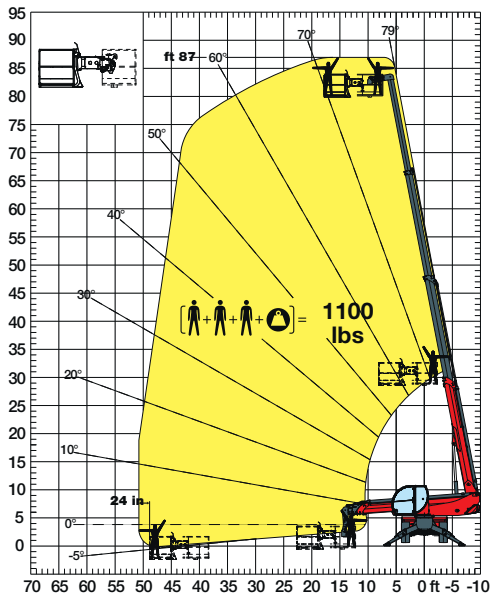
REP 8.2-4,7 W0,3

ROTATING BASKET WITH WINCH **1,780 lbs**  
**660 lbs**



RP 2.2

ROTATING NON-EXTENDABLE BASKET **1,100 lbs**



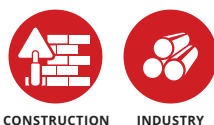
## RTH 5.25 SMART

MACHINE MODEL	Rotating telescopic handler	RTH 5.25 Smart	
	Maximum lifting capacity	11,000 lbs (center of gravity 24 in)	
	Maximum lifting height	81 ft	
	Rotation	360° (continuous)	
ENGINE	Type	Deutz TCD 3.6 L4 - stage IV	Deutz TCD 3.6 L4 EDG - stage IIIA compliant
	Rated power	100 kW - 134 HP at 2,200 rpm	100 kW - 134 HP at 2,200 rpm
	Maximum torque	500 Nm at 1,600 rpm	500 Nm at 1,600 rpm
	Displacement	0.95 US gal	0.95 US gal
	Cylinders	4 in line	4 in line
	Fuel	Turbocharged direct injection diesel	Turbocharged direct injection diesel
	Cooling system	Water - intercooler	Water - intercooler
TRANSMISSION	Type	Hydrostatic	
	Model	Bosch - Rexroth	
	Maximum pressure	500 bar	
	Displacements	Electronically controlled variable displacement pump Variable displacement motor	
AXLES AND BRAKES	Gear box	Dropbox, 2 speeds forward-reverse	
	Type	Axles with planetary gearboxes	
	Rear axle	Steering	
	Front axle	Oscillating and steering with levelling +/-10°	
	Service brake	Hydraulically operated wet multi-disk brakes on each axle	
	Parking brake	Hydraulic with negative action	
PERFORMANCE	Tyres dimensions	445/65 R 22.5	
	Max. travel speed	25 Mph	
	Drawbar pull	66 kN	
	Gradeability	41%	
WEIGHTS	Turning radius (end of forks)	252.4 in	
	Total unladen	37,985 lbs	
	Front axle unladen (boom retracted and lowered)	16,755 lbs	
TANK AND SYSTEM CAPACITIES	Rear axle unladen (boom retracted and lowered)	21,230 lbs	
	Fuel tank	47 US gal	47 US gal
	AdBlue	3 US gal	n.a.
	Hydraulic oil tank	43.5 US gal	43.5 US gal
	Engine oil tank	2 US gal	2 US gal
HYDRAULIC CIRCUIT FOR MOVEMENTS	Cooling liquid	6 US gal	6 US gal
	Max. operating system pressure	350 bar	
	Circuit type	Load sensing	
	Service pump	Bosch Rexroth - Variable displacement	
	Controls for boom and turret movements	Danfoss - SIL 2 electro-proportional valve	
	Controls for stabilizers	Bosch Rexroth - Electro-hydraulics controls	
STANDARDS MET	Movements control	2 no. two-axis Danfoss joysticks with deadman safety device Managed via CAN bus	
	EN 13849: concerning the safety of all controls of the machine EN 13000: concerning the standard of hydraulic cranes EN 280: concerning the standard of aerial platforms FOPS/ROPS EU 2016/1628: concerning engine emissions standards EN 1459-2: concerning the standard of self-propelled variable reach trucks		

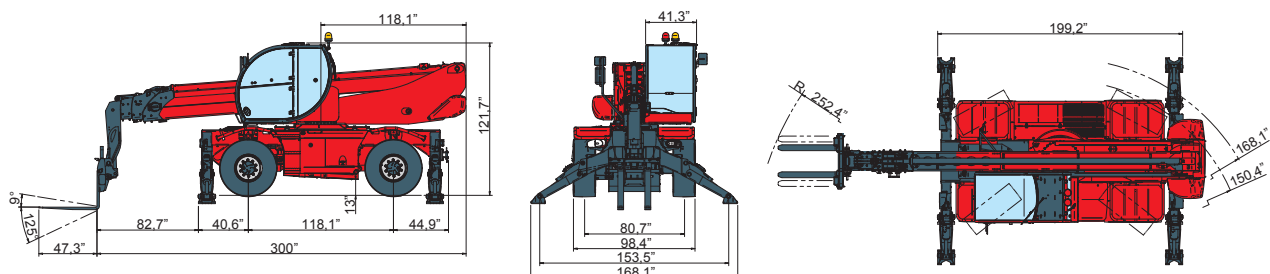
The data in this brochure are informative and subject to change without notice

REV08.A

### MAIN SECTORS



CONSTRUCTION INDUSTRY



### Magni Telescopic Handlers srl

Via Magellano, 22 - 41013 Castelfranco Emilia, Modena, Italia - Tel: +39 059 8630811 - Fax: +39 059 8638012  
commerciale@magnith.com - www.magnith.com