



6.51

RTH



MAIN SECTORS



INDUSTRY



CONSTRUCTION

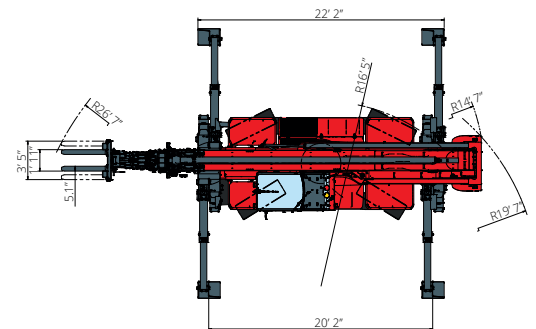
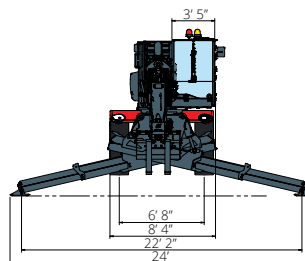
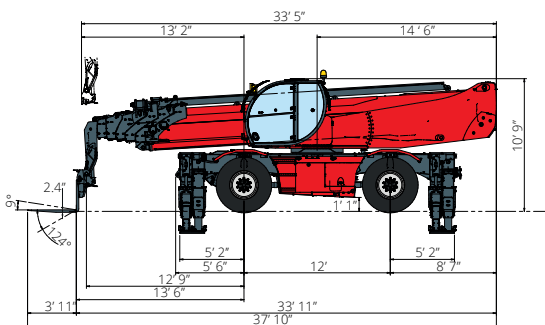


FEATURED PROJECTS

Maximum lifting height: 167' 4"
Maximum reach: 113' 2"
Electronically controlled hydrostatic transmission
Automatic leveling device
Scissors stabilizers

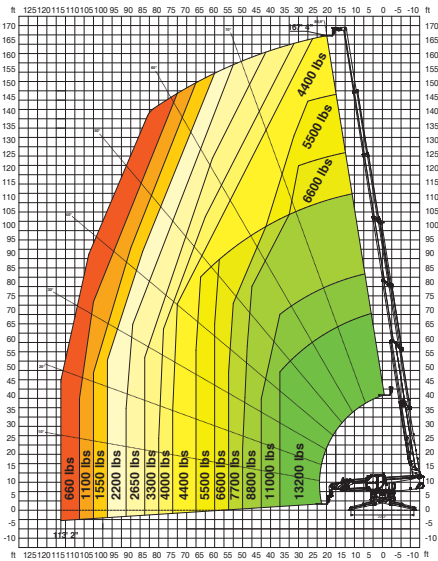
MACHINE MODEL	Rotating telescopic handler	RTH 6.51
	Maximum lifting capacity	13,200 lbs (center of gravity 24 in)
	Maximum lifting height	167' 4"
	Rotation	360° (continuous)
ENGINE	Type	Volvo TAD 572 VE Tier 4f
	Rated power	160 kW (215 HP) @ 2,300 rpm
	Maximum torque	925 Nm @ 1,380 rpm
	Displacement	1.35 US gal
	Cylinders	4 in line
	Engine configuration	Turbocharged direct injection diesel
	Cooling system	Water - intercooler
TRANSMISSION	Type	Hydrostatic
	Model	Danfoss
	Maximum pressure	480 bar
	Displacements	Electronically controlled variable displacement pump Variable displacement motor
	Gear box	Dropbox, 2 speeds forward-reverse
AXLES AND BRAKES	Type	Axles with planetary gearboxes
	Rear axle	Steering and oscillating with hydraulic locking
	Front axle	Steering and oscillating and with levelling +/-8°
	Service brake	Hydraulically operated wet multi-disk brakes on each axle
	Parking brake	Hydraulic with negative action
	Tyres dimensions	17,5 R25
PERFORMANCE	Max. travel speed	15 Mph
	Drawbar pull	199 kN
	Gradeability	55%
	Turning radius (end of forks)	319"
WEIGHTS	Total unladen	80,240 lbs
	Front axle unladen (boom retracted and lowered)	35,270 lbs
	Rear axle unladen (boom retracted and lowered)	44,970 lbs
TANK AND SYSTEM CAPACITIES	Fuel tank	62 US gal
	AdBlue	10.6 US gal
	Hydraulic oil tank	79.3 US gal
	Engine oil tank	4.2 US gal
	Cooling liquid	10.6 US gal
HYDRAULIC CIRCUIT FOR MOVEMENTS	Max. operating system pressure	350 bar
	Circuit type	Load sensing
	Service pump	Danfoss - Variable displacement
	Controls for boom and turret movements	Danfoss - SIL 2 electro-proportional valve
	Controls for stabilizers	Bosch Rexroth - Electro-hydraulics controls
Movements control	2 no. two-axis Danfoss joysticks with deadman safety device - Managed via CAN bus	
STANDARDS MET	EN 1459-2: concerning standards for slewing variable-reach trucks EN 13000: concerning standards for mobile cranes EN 280: concerning standards for mobile elevating work platforms FOPS/ROPS EU 2016/1628: concerning engine emissions standards	

The data in this brochure are informative and subject to change without notice



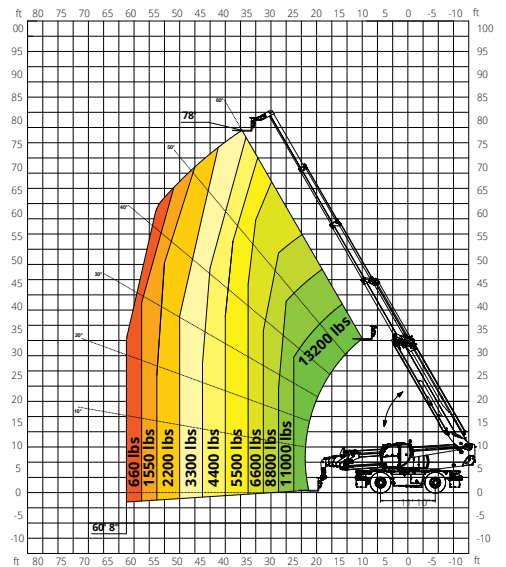
ON STABILIZERS

360° LOAD CHART ON FULLY EXTENDED STABILIZERS



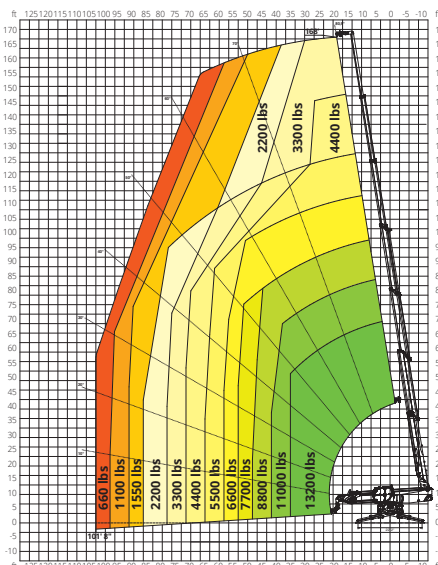
ON STABILIZERS

FRONT LOAD CHART ON TIRES



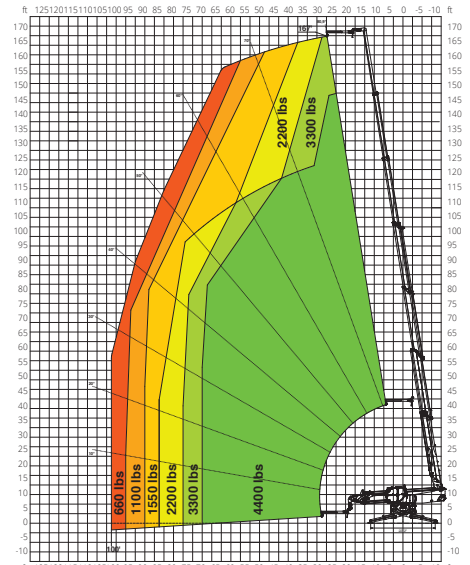
H6

HOOK 13,200 lbs



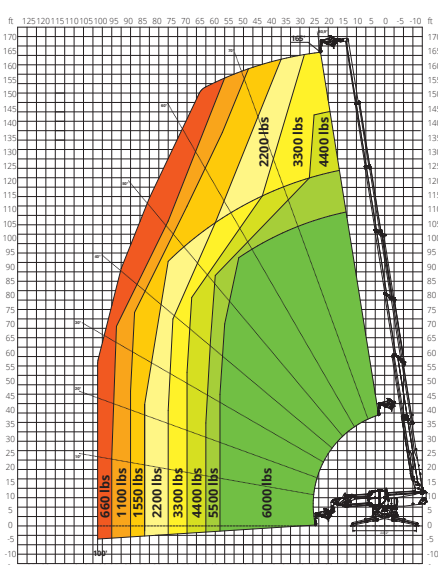
J2000

WINCH 4,400 lbs



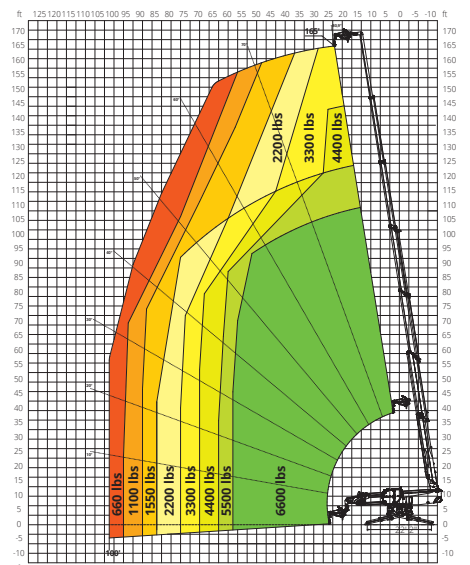
JW2700

JIB WINCH 6,000 lbs



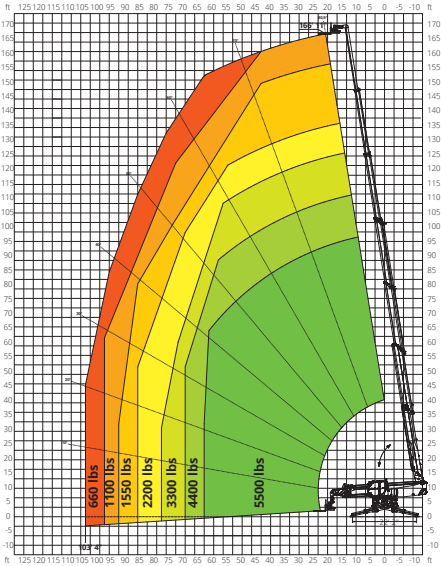
JW3000

JIB WINCH 6,600 lbs



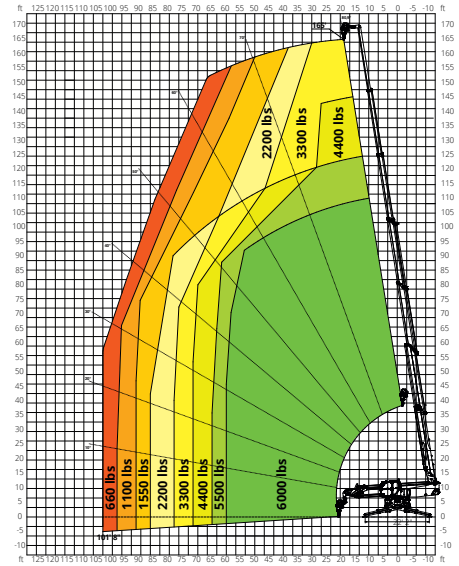
RFC2,5

ROTATING FORKCARRIAGE **5,500 lbs**



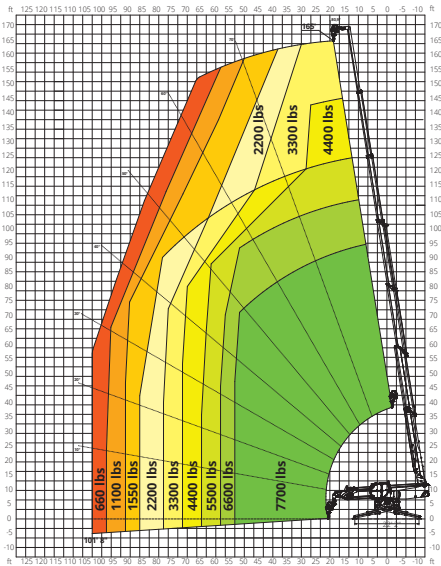
W 2,7

WINCH **6,000 lbs**



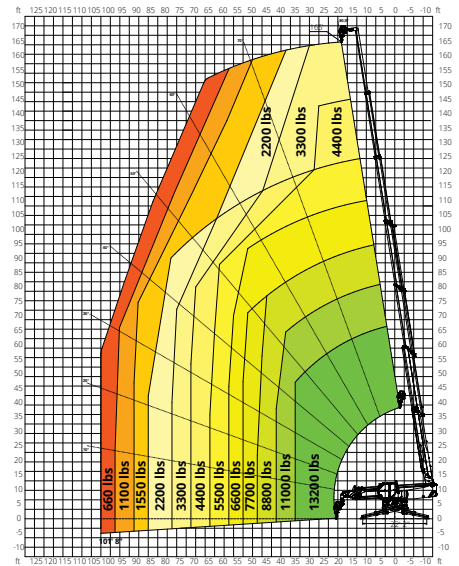
W 3,5

WINCH **7,700 lbs**



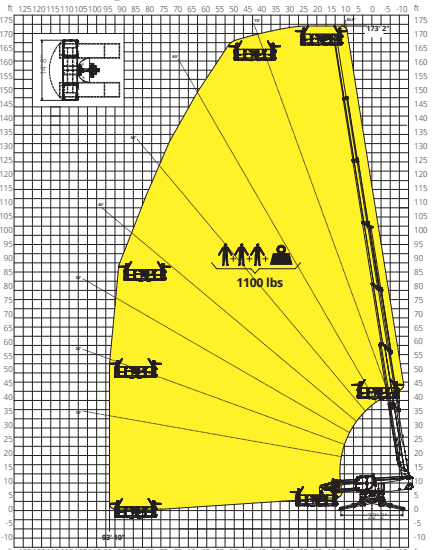
W 6

WINCH **13,200 lbs**



REP 2-4,5

ROTATING EXTENDABLE BASKET **1,100 lbs**



REP 10.2-4,7

ROTATING EXTENDABLE BASKET **2,200 lbs**

